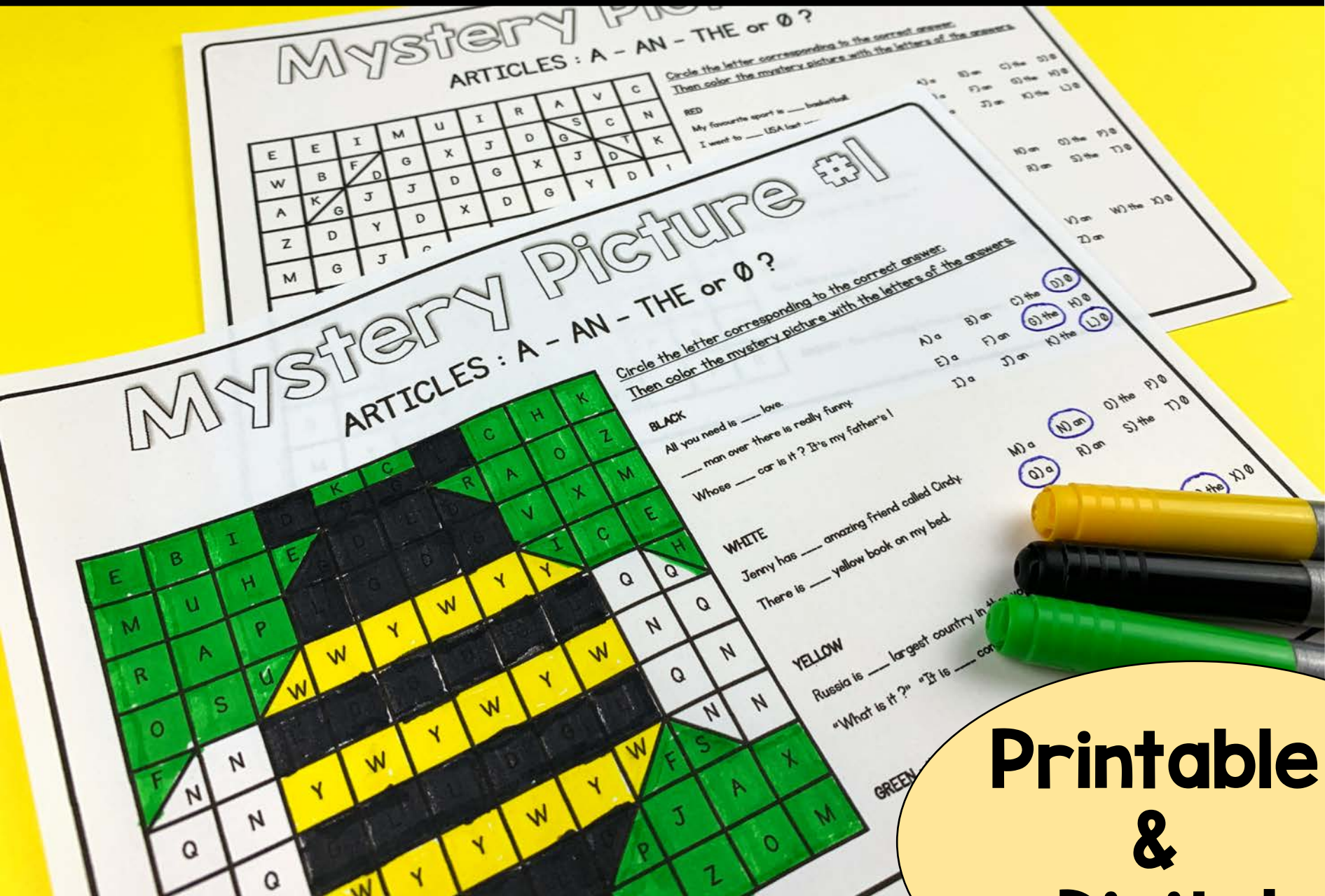


# ARTICLES

A - AN - THE or Ø

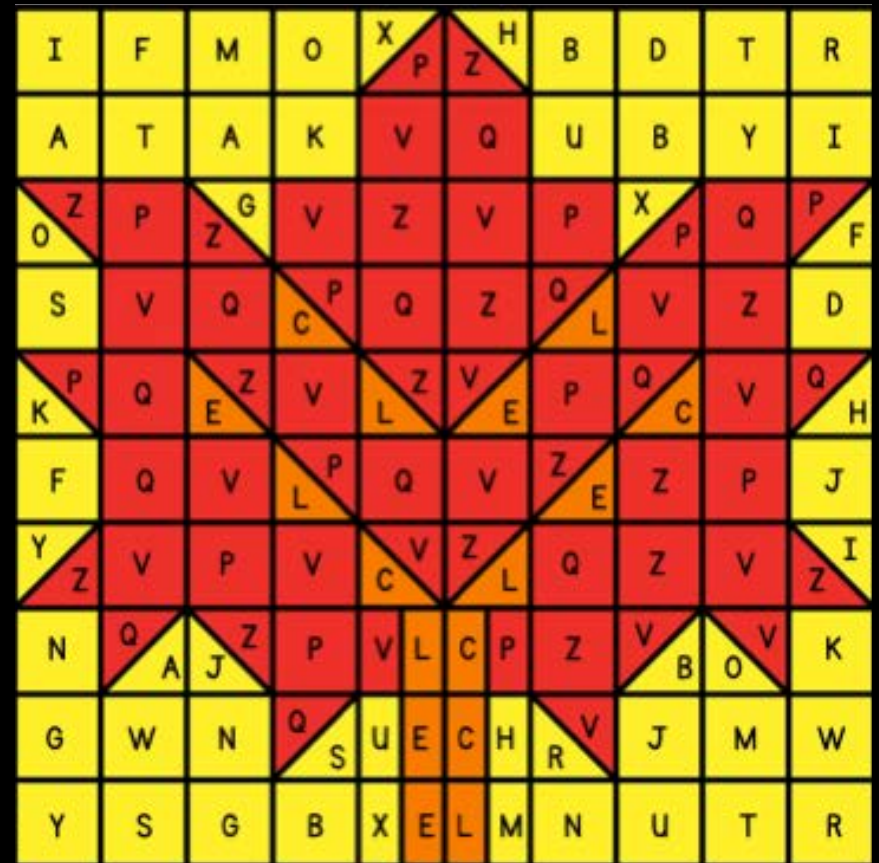


Printable  
&  
Digital

# ENGAGING ACTIVITY

## PERFECT FOR

- back to school review
- homework
- fast finishers
- tutoring
- homeschooling



*For ESL students and young learners*



# NO PREP: just PRINT or ASSIGN

**Mystery Picture**  
ARTICLES: A - AN - THE or Ø ?

**Mystery Picture**  
ARTICLES: A - AN - THE or Ø ?

**Mystery Picture #3**  
ARTICLES: A - AN - THE or Ø ?

**Mystery Picture**  
ARTICLES: A - AN - THE or Ø ?

**Mystery Picture**  
ARTICLES: A - AN - THE or Ø ?

**Mystery Picture #6**  
ARTICLES: A - AN - THE or Ø ?

- **Printable & Digital activity :**  
=> PDF, PowerPoint & Google Slides
- **Answer Key Included**

# 6 mystery pictures

# PRINTABLE OPTION

Step 1 : Choose the correct article.

**Mystery Picture #1**

ARTICLES : A - AN - THE or Ø ?

|   |   |   |   |   |   |   |   |   |   |   |   |
|---|---|---|---|---|---|---|---|---|---|---|---|
| E | B | I | D | K | C | L | C | H | K |   |   |
| M | U | H | E | G | D | L | D | R | A | O | Z |
| R | A | P | L | G | D | G | V | X | M |   |   |
| O | S | U | W | Y | W | Y | Y | I | C | E |   |
| F | N | N | D | G | D | G | L | Q | Q | H |   |
| Q |   |   | W | Y | W | Y | W | N | Q |   |   |
| Q | Q | W | L | L | D | G | L | Q | N |   |   |
| Q | I | K | Y | Y | W | Y | W | F | S | N |   |
| V | T | B | F | D | G | L | D | P | J | A | X |
| J | C | O | H | T | L | G | R | B | Z | O | M |

Circle the letter corresponding to the correct answer.  
Then color the mystery picture with the letters of the answers.

**BLACK**

All you need is \_\_\_\_ love.      A) a    B) an    C) the  
\_\_\_\_ man over there is really funny.      E) a    F) an    G) the  
Whose \_\_\_\_ car is it ? It's my father's !      I) a    J) an    K) the    L) Ø

**WHITE**

Jenny has \_\_\_\_ amazing friend called Cindy.      M) Ø    N) the    O) a  
There is \_\_\_\_ yellow book on my bed.      P) Ø    R) an    S) Ø

**YELLOW**

Russia is \_\_\_\_ largest country in the world.      U) a    V) an    W) the  
"What is it ?" "It is \_\_\_\_ computer."      Y) a    Z) an

**GREEN** : the remaining letters are green.

Step 2 : Color the mystery picture according to the code




# DIGITAL OPTIONS

## PowerPoint Presentation

How to reveal the mystery picture with PowerPoint


First, select the correct answer. To do so :

- read the sentence
- drag and drop the circle at the right place



Then, look for the letter corresponding to the answer select the appropriate square and color it. The color is written just above the sentence.

Made a mistake ? Don't worry, you can always undo : just press CTRL + Z or CMD + Z.  
At the top, you also have the "undo" button.




## Google Slides

How to reveal the mystery picture with Google Slides™

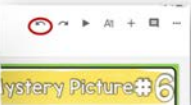
First, change the border line color to indicate the right answer. To do so :

- click on the correct answer
- select a different color



Then, look for the letter corresponding to the answer select the appropriate square and color it. The color is written just above the sentence.

Made a mistake ? Don't worry, you can always use the "undo" button !



With clear instructions for students