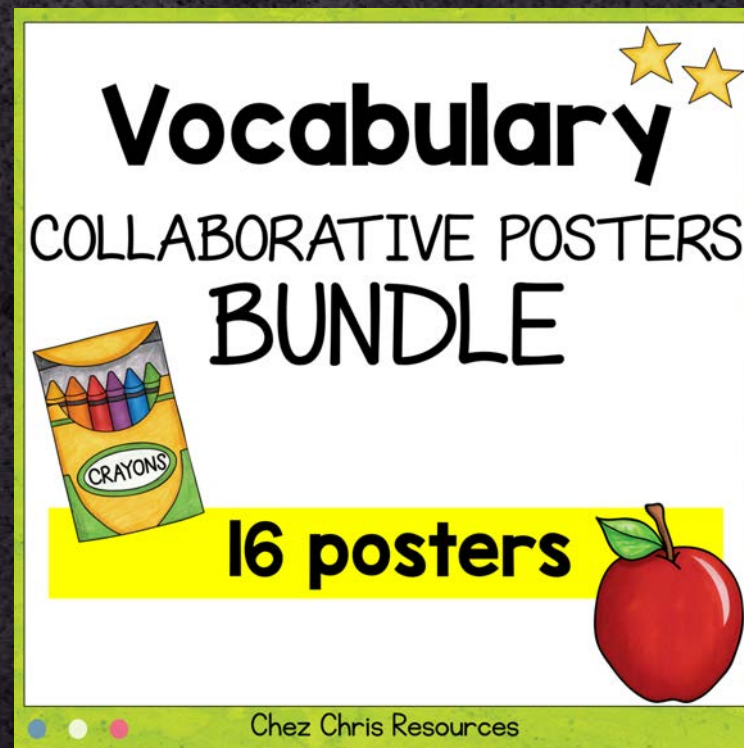



Vocabulary Poster : FRUIT




If you like vocabulary collaborative posters,
make sure to check
the BUNDLE (16 posters included !)



Vocabulary ★★
COLLABORATIVE POSTERS
BUNDLE



16 posters




Chez Chris Resources

The graphic is a white rectangular box with a green border. At the top right, the word 'Vocabulary' is written in a large, bold, black font, followed by two yellow stars. Below this, the words 'COLLABORATIVE POSTERS' are written in a smaller, black, all-caps font. Underneath that, the word 'BUNDLE' is written in a very large, bold, black font. To the left of 'BUNDLE' is a cartoon illustration of a yellow crayon box with a green label that says 'CRAYONS' and several colorful crayons. Below the main text, there is a yellow horizontal bar containing the text '16 posters' in a bold, black font. To the right of this bar is a cartoon illustration of a red apple with a green leaf. At the bottom of the graphic, there are three small colored circles (blue, white, pink) followed by the text 'Chez Chris Resources'.




30 pieces

color code
indicated



no color
code



with clear assembling indications




Prep activity

Here are all the colors you will need for this poster.
Make sure you know them before you start the activity.

Color the chart below with the appropriate color.

black	
brown	
green	
light green	
pink	
purple	
red	
white	
yellow	




© Chez Chris

color recap worksheet

Follow up activity

FRUIT



© Chez Chris

an A4 black and white
picture of the poster

+

labels



Answer Key

Here are all the colors you will need for this poster.
Make sure you know them before you start the activity.

Color the chart below with the appropriate color.

black	black
brown	brown
green	green
light green	light green
pink	pink
purple	purple
red	red
white	white
yellow	yellow

