

Find the one!

December




Created by : Chez Chris


31 Playing Cards

1 matching symbol between 2 cards

Be the fastest
to name it !



31 Flashcards



Rules & Educational importance

Find the one! - the rules



Playing time: 5 minutes
Number of players: 2 to 4

In this set, you will find 31 square cards (it is easier to cut). All of them are different and there is always one matching symbol between 2 cards. Yes, try it and you will see for yourself !!

How to play ?

There are different games that you can play but here is the one I like best: you shuffle and deal all the cards (face-down) and put the last one in the middle (face-up). When one player spots a matching symbol, he calls it (perfect to work on pronunciation) and puts his card on top of the pile.
The winner is the first player who


Who will be the fo

Expand your students' vocabulary !

This game is a great opportunity to work on :

- how to expand your students' vocabulary
- how to improve their pronunciation.

First, make sure your students know all the words before playing. I provided 3 worksheets:



Expand your students' vocabulary !

Then you can use the flashcards to see how much your students remember and check pronunciation of course.







CRACKER!





December
you
ct.

A black and white blank
page for your students.

Vocabulary Recap

	blue stocking		boy		mistletoe		snowflake
	gingerbread man		red stocking		gingerbread house		Christmas tree
	bow		Santa		candle		dove
	snowman		holly		mittens		hot chocolate
	bell		green bauble		fir tree		purple bauble
	scarf		sledge		cup of coffee		present
	hat		Santa's hat		mitten		cracker
	wreath		shovel		candy cane	December	

Student's Vocab Worksheet



Color or Black and White